









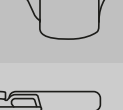
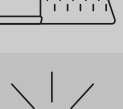
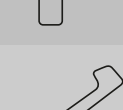
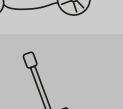



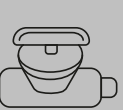
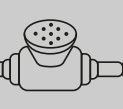





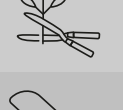














LANDSCAPE MAINTENANCE CALENDAR

													
		WINTER			SPRING			SUMMER			FALL		
		JAN	FEB	MAR	APR	MAY	JUN	JUL	AUG	SEP	OCT	NOV	DEC
	SPRING CLEANUP	[Bar]											
	SPRING PANSIES		[Bar]										
	DORMANT OIL SPRAY		[Bar]										
	MULCH BEDS AND TREE RINGS		[Bar]										
	PERENNIAL CUTBACK		[Bar]										
	TURF APPLICATIONS		ROUND 1		ROUND 2		ROUND 3		ROUND 4		ROUND 5		
	PERENNIAL MAINTENANCE			[Bar]				[Bar]			[Bar]		
	PLANT BED PRE-EMERGENT		[Bar]										
	IRRIGATION TURN ON			[Bar]									
	MOWING			[Bar]									
	PLANT BED WEED CONTROL			[Bar]									
	TREE INSECT CONTROL			PINES [Bar]			DECIDUOUS TREES [Bar]						
	PRUNE GROUNDCOVER			[Bar]									
	PRUNE SHRUBS			[Bar]			[Bar]			[Bar]			
	IRRIGATION CONTROLLER ADJUSTMENT			[Bar]									
	IRRIGATION RUN THROUGH			[Bar]									
	ANNUAL FLOWER PLANTING				[Bar]								
	FUNGICIDE				[Bar]								
	FLOWER BED MAINTENANCE				[Bar]								
	GRUB CONTROL					[Bar]							
	PRUNE SLOW GROW SHRUBS					[Bar]				[Bar]			
	PRUNE SMALL TREES					[Bar]							
	SHRUB INSECT CONTROL					[Bar]							
	NUTSEDGE & CRABGRASS SPRAY						[Bar]						
	AERATION							[Bar]					
	OVERSEED							[Bar]					
	FALL MUMS								[Bar]				
	FALL PANSIES									[Bar]			
	SHRUB FERTILIZATION									[Bar]			
	TREE FERTILIZATION									[Bar]			
	FALL CLEANUP										[Bar] <small>MAY GO INTO JANUARY DEPENDING ON WEATHER</small>		
	IRRIGATION WINTERIZATION										[Bar]		
	TULIPS											[Bar]	

Investing in our people means they take pride in their work. And caring for your landscape is just the beginning. We know that one size does not fit all, so we assemble custom care crews and create a program for your unique landscape needs. Your Account Manager is committed to working with you, delivering the services that will help your property thrive.

